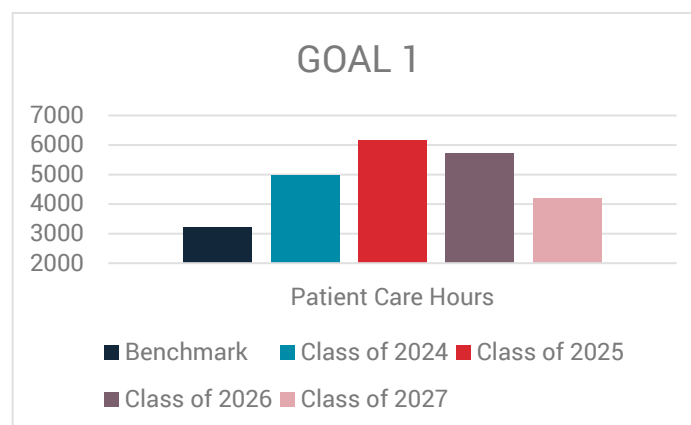


MSPA Effectiveness in Meeting Program Goals

GOAL 1: Recruit and matriculate a class of uniquely qualified students with varied backgrounds.

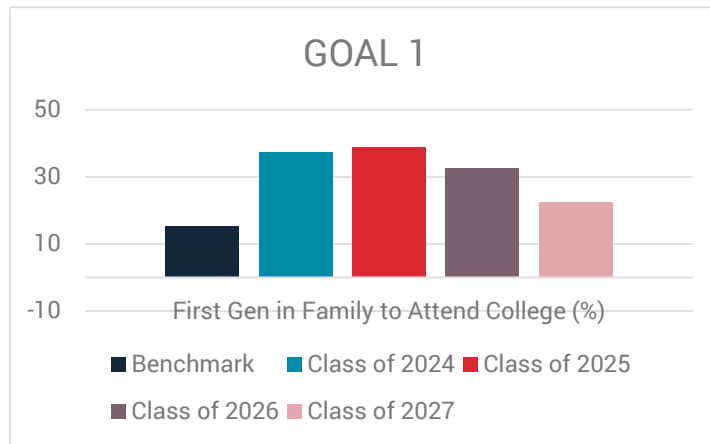
Outcome measure: Admissions and matriculated student data

- **Benchmarks:** the following benchmarks were set based on current available external data. As the program progresses through 4 cohorts, it will establish its own internal benchmarks.
 - Patient care experience hours – above the median reported patient contact experience hours from the most recent PAEA Program Report. Current benchmark 3,200 (PAEA Program Report 36 – Table 47).
 - First generation in family to attend college – at least the percent of students who reported parents' highest level of education as high school diploma or less from the PAEA Matriculating Student Survey. Current benchmark 15.4% (PAEA Student Report 6 – Table 23).
 - Fluency in language other than English – program-defined benchmark is 20% of matriculated students with reported fluency of “advanced” or “native” in languages other than English on CASPA. Benchmark based on national and regional (Los Angeles County) data for limited English proficiency among the general population.
 - Age – above the mean from the most recent PAEA Student Matriculating Survey. Current benchmark for mean on matriculation age 25.2 (PAEA Student Report 6 – Table 10)
 - History of military service – at or above the reported percent of current or past military service from the most recent PAEA Matriculating Student Survey. Current benchmark 2.7% (PAEA Student Report 6 – Section 6).
- **Summary of effectiveness**
 - Patient care hours
 - All cohorts to date have had mean patient care experience hours above the program-defined benchmark of 3200 hours.

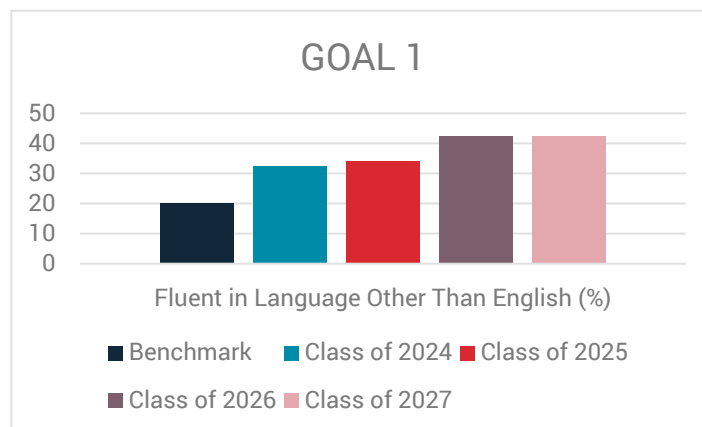


Outcome measure: Admissions and matriculated student data (continued)

- First generation in family to attend college
 - All cohorts to date have more than the program-defined benchmark of 15.4% of students admitted to the program who reported being the first in their family to attend college.

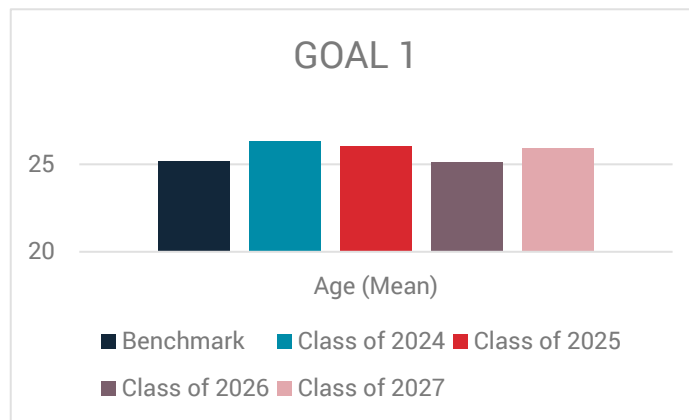


- Fluency in language other than English
 - All cohorts to date are above the program-defined benchmark of 20% of students admitted to the program who reported being fluent in a language other than English.

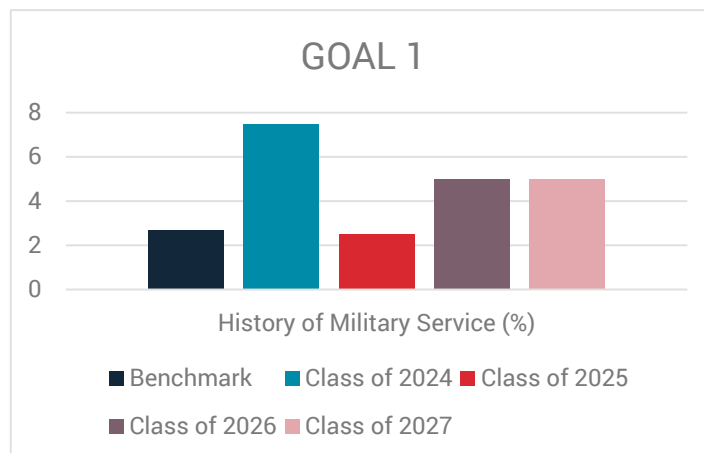


Outcome measure: Admissions and matriculated student data (continued)

- Age
 - Of the four cohorts to date, one cohort was slightly lower than the average reported mean age of 25.2 (Class of 2026 was 25.1). The program does not make admissions decisions based on age but will continue to monitor age as one of the methods to measure the varied backgrounds of our students.



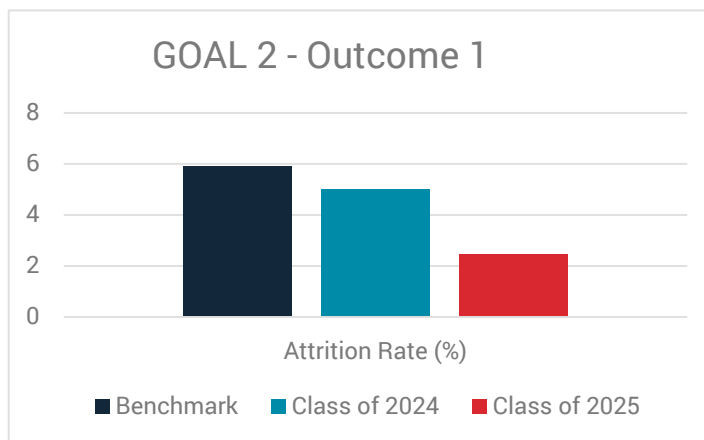
- History of military service
 - Three of the four matriculated cohorts were above the benchmark of 2.7%. Will continue to monitor, as history of military service is an admissions preference for our program.



GOAL 2: Provide transformative, student-focused instruction to ensure the academic success of each of our students.

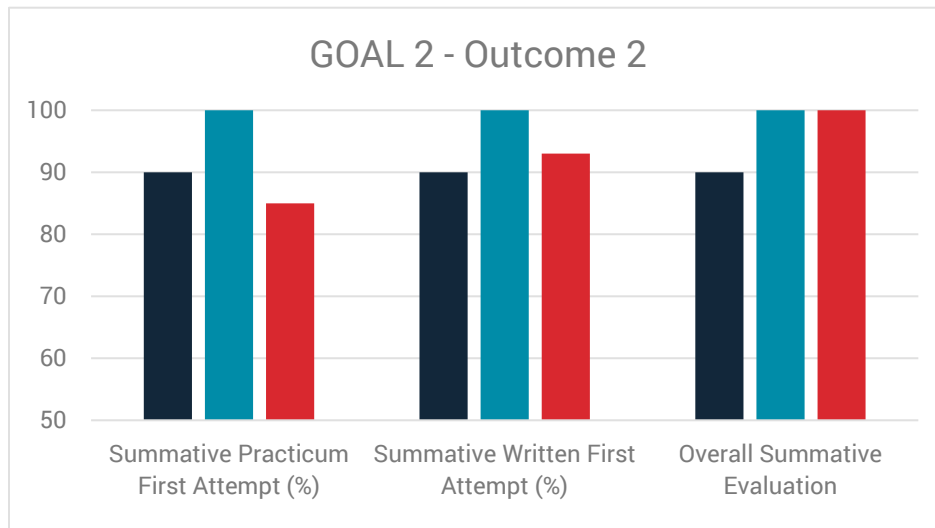
Outcome measure 1: Attrition rate

- Benchmark: at or below the national attrition rate from the most recent PAEA Program Report. The current national attrition percentage rate for academic dismissal is 1.4%, non-academic dismissal of 0.2%, withdraw for personal or medical reasons at 1.5%, and decelerated (short term or to next cohort) is 2.8% (PAEA Program Report 36- Table 53). The combined academic dismissal, non-academic dismissal and decelerated attrition rate is 5.9%.
- Summary of effectiveness
 - All cohorts to date have an attrition rate below the benchmark of 5.9%.



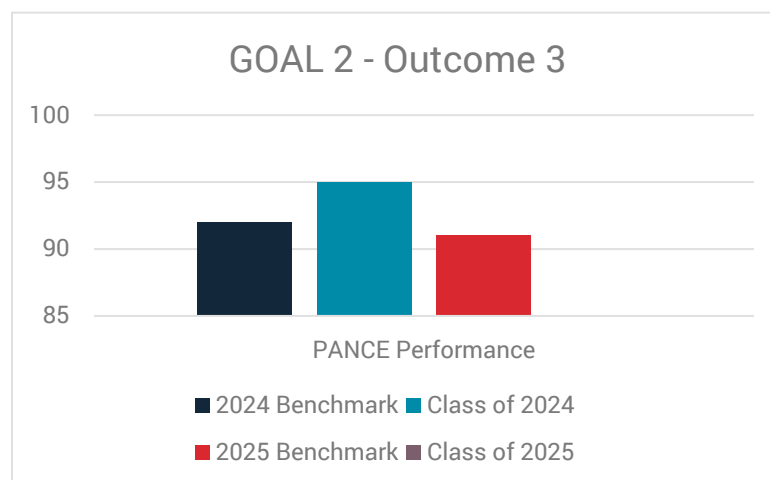
Outcome measure 2: Summative evaluation performance

- Benchmark: overall and individual summative evaluation components at or above 90% first time pass rate.
- The summative evaluation is broken up into two main components: the summative practicum (OSCE, clinical and technical skills, and clinical reasoning) and the summative written examination (PAEA End-of-Curriculum Examination). Students must successfully complete each element of the summative practicum as well as the summative written examination to pass the summative evaluation.
- Summary of effectiveness
 - The Class of 2025 had one summative component below the benchmark of 90%, with 85% of the class passing the summative practicum on the first attempt. All cohorts were above benchmark for passing the summative written examination on the first attempt.
 - Ultimately all students from both cohorts successfully passed the overall summative evaluation.



Outcome measure 3: PANCE performance

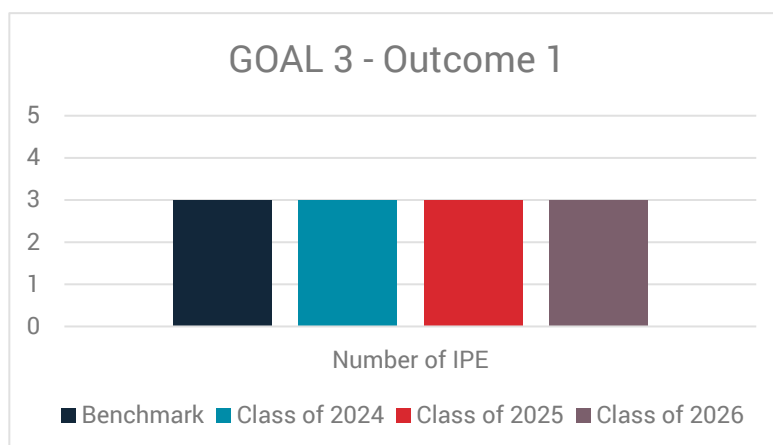
- Benchmark: first-time pass rate at least at the national average published by NCCPA, which was 92% for the Class of 2024 and 91% for the Class of 2025.
- Summary of effectiveness
 - The Class of 2024 first-time PANCE pass rate (95%) was above the benchmark of 92%. The Class of 2025 first-time PANCE pass rate will be published in April 2026. The benchmark for that year is 91%.



GOAL 3: Create a team-based environment within Keck Graduate Institute through interprofessional collaboration.

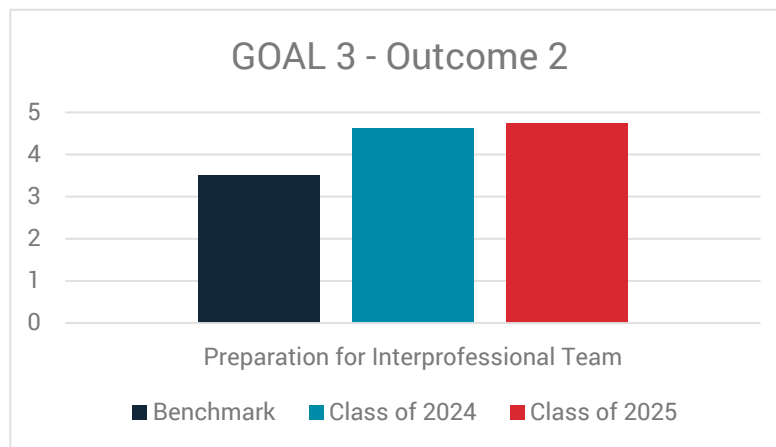
Outcome measure 1: The program to provide three or more formal interprofessional education activities within the curriculum.

- Benchmark: a minimum of 3 formal activities for each cohort.
- Summary of effectiveness
 - The program has been effective in producing at least three formal interprofessional education opportunities for MSPA students each year.



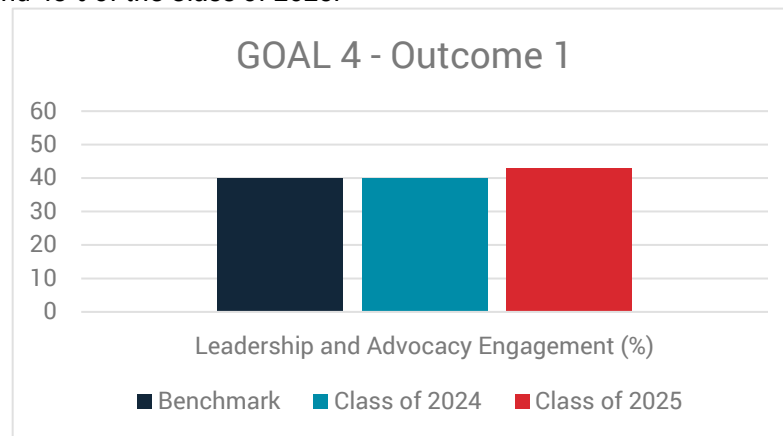
Outcome measure 2: Student perceptions from the Program Completion Student Survey

- Benchmark: minimum of 3.5 minimum on a 5.0 Likert scale on student perceptions for program preparation to meet the program competency of interpersonal and communication skills with members of the interprofessional healthcare team (PLO4).
- Summary of effectiveness
 - To date, all graduating students provided ratings above the benchmark of 3.5 regarding their preparedness for working with interprofessional healthcare teams.

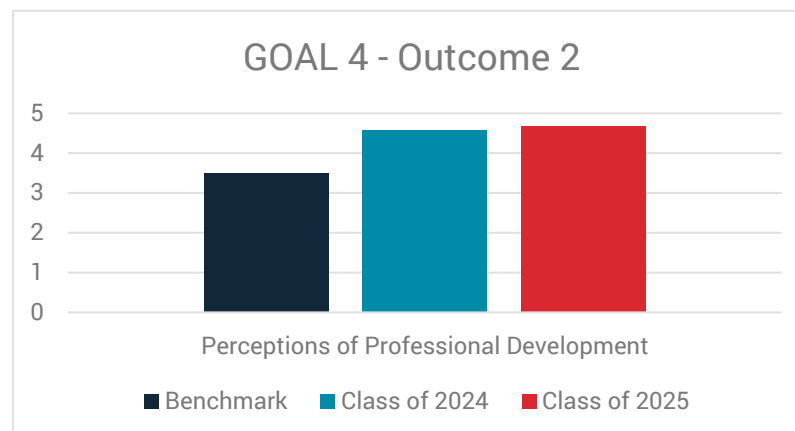


GOAL 4: Inculcate professional development through didactic instruction, engagement in advocacy efforts, and leadership opportunities.**Outcome Measure 1: Engagement in advocacy and leadership opportunities**

- Benchmark: $\geq 40\%$ of students participating in PA advocacy events and/or serving in leadership roles within the program, KGI, regional, state, or national professional organizations.
- Summary of effectiveness
 - To date, the program has met or exceeded the benchmark of at least 40% of students participating in leadership and advocacy opportunities with 40% of the Class of 2024 and 43% of the Class of 2025.

**Outcome Measure 2: Student perceptions from the Program Completion Survey**

- Benchmark: minimum of 3.5 minimum on a 5.0 Likert scale on student perceptions of program curriculum in their professional development (PLO10).
- Summary of effectiveness
 - To date, all graduating students provided ratings above the benchmark of 3.5 regarding their perceptions of the program curriculum in their professional development.



GOAL 5: Encourage a strong dedication to serving the needs of all communities with compassion and sensitivity.

Outcome Measure: Student perceptions from the student course evaluation of MSPA 5161 Community Health Course

- Benchmark: minimum of 3.5 minimum on a 5.0 Likert scale on the overall effectiveness of the course.
- Summary of effectiveness
 - Every cohort to date has rated the MSPA 5161 Community Health course above the minimum benchmark of 3.5.

